

Horizon Series Software Update – September 2018

(swupdate-horizon-201809071427)

New Features

In this software update, the following new features were implemented:

AES 256-bit Encryption – We now have a higher level of security on all links including Peer to Peer links.

PMF (Protected Management Frames) – This option allows you to add encryption to the normally unencrypted management frames.

Station Bridge Mode – The Horizon radio can now be configured into a Station Bridge mode. Very similar to AP Bridge mode but connects to an AP at a client level.

Update Procedure

The software update will be completed in two phases. The first phase will update the radio's "boot loader" software to the latest version and the second phase will be the radios operating software to integrate the security update and new features. To complete the software update you will need the two following update files either sent by ESTEem support or available for download from our FTP server at <ftp://ftp.esteem.com/Horizon/>

swupdate-s1s2-horizon-201809071427.img (Boot Loader Software)

swupdate-horizon-201809071427.img (Operating Software)

Phase 1 – Boot Loader Update

1. To update the boot loader software, open the Horizon radio's web interface with any web browser and select Software Update (Figure 1). Select "Software update image file" and press the *Next* button.

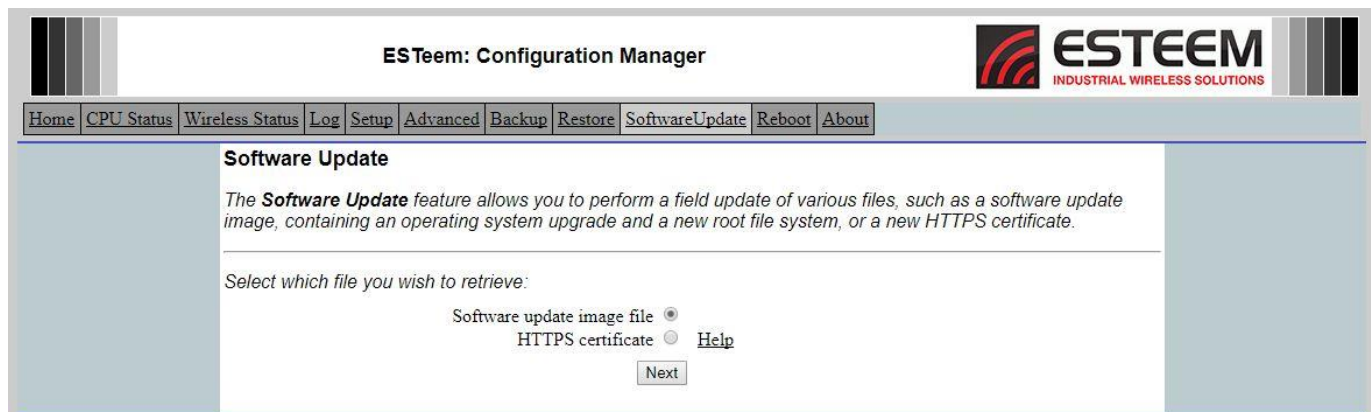


Figure 1: Software Update

2. Select "Upload via web browser" and press the *Next* button.
3. Press the *Choose File* button and select the **swupdate-s1s2-horizon-201809071427.img** file from the location it was saved on the computer. The file name will be displayed in the "software image path". Press the *Upload File* button and Figure 2 will be displayed.

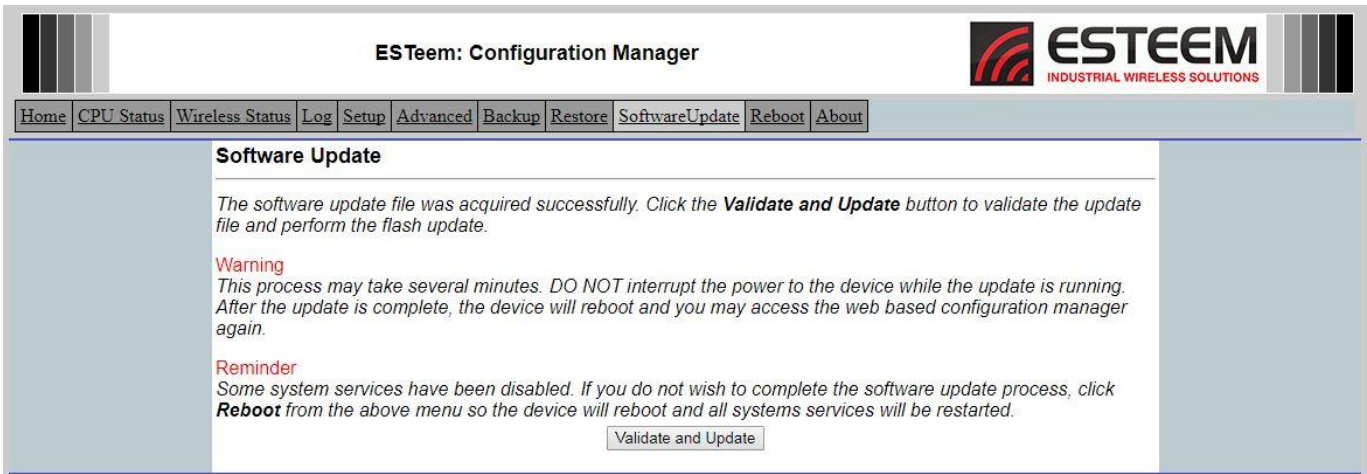


Figure 2: Validate and Update

4. Press the *Validate and Update* button to verify the integrity of the update file and complete the software update. The software update will take approximately 2 minutes to complete the update.

Phase 2 –Operating System Update

Updating the operating software is identical to updating the Boot Loader software but using the **swupdate-horizon-201809071427.img** image file.

1. To update the operating system software, open the Horizon radio’s web interface with any web browser and select Software Update (Figure 1). Select “Software update image file” and press the *Next* button.
2. Select “Upload via web browser” and press the *Next* button.
3. Press the *Choose File* button and select the **swupdate-horizon-201809071427.img** file from the location it was saved on the computer. The file name will be displayed in the “software image path”. Press the *Upload File* button and Figure 2 will be displayed.
4. Press the *Validate and Update* button to verify the integrity of the update file and complete the software update.

Boot Loader Update Warning

If the operating system software is updated without updating the boot loader, the software will still function but the complete security update will not be valid. A warning message (Figure 3) will be displayed on a banner at the top of the web interface in the Horizon.

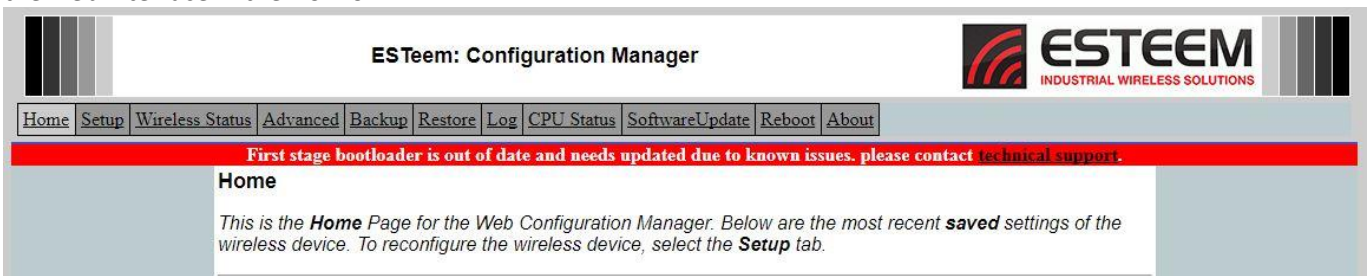
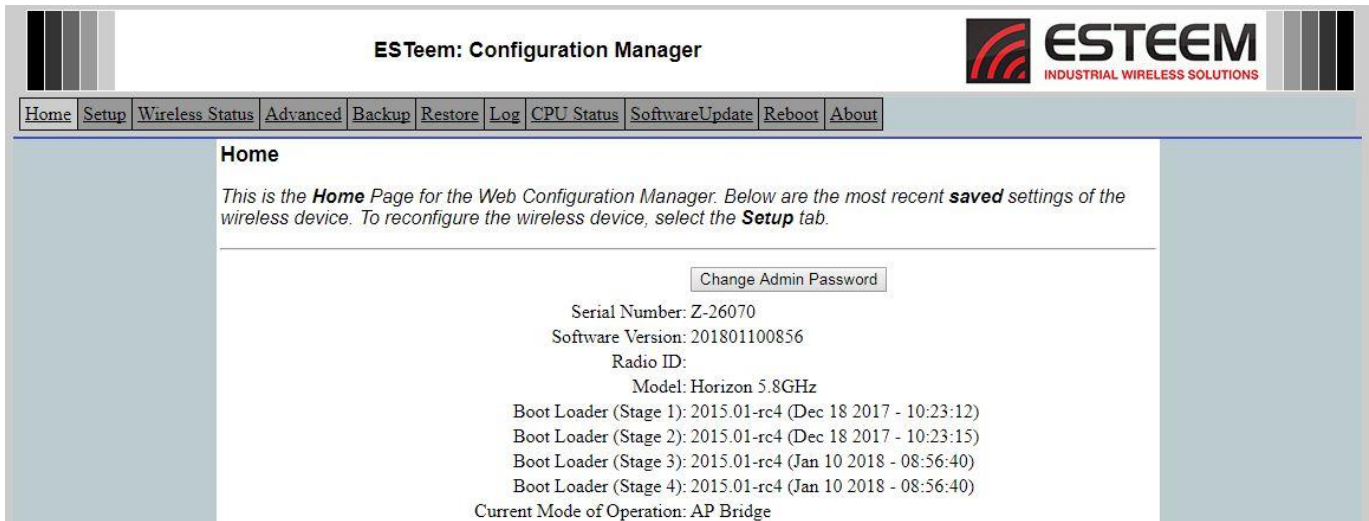


Figure 3: Boot Loader Out of Date Warning

To clear boot loader warning message simply update the boot loader software as shown in Phase 1 above the Horizon web interface will be as shown in Figure 4.



The screenshot shows the ESTEEM Configuration Manager web interface. At the top, there is a navigation bar with the following tabs: Home, Setup, Wireless Status, Advanced, Backup, Restore, Log, CPU Status, SoftwareUpdate, Reboot, and About. The main content area is titled "Home" and contains the following text:

This is the **Home** Page for the Web Configuration Manager. Below are the most recent **saved** settings of the wireless device. To reconfigure the wireless device, select the **Setup** tab.

Change Admin Password

Serial Number: Z-26070
Software Version: 201801100856
Radio ID:
Model: Horizon 5.8GHz
Boot Loader (Stage 1): 2015.01-rc4 (Dec 18 2017 - 10:23:12)
Boot Loader (Stage 2): 2015.01-rc4 (Dec 18 2017 - 10:23:15)
Boot Loader (Stage 3): 2015.01-rc4 (Jan 10 2018 - 08:56:40)
Boot Loader (Stage 4): 2015.01-rc4 (Jan 10 2018 - 08:56:40)
Current Mode of Operation: AP Bridge

Figure 4: Boot Loader Warning Cleared